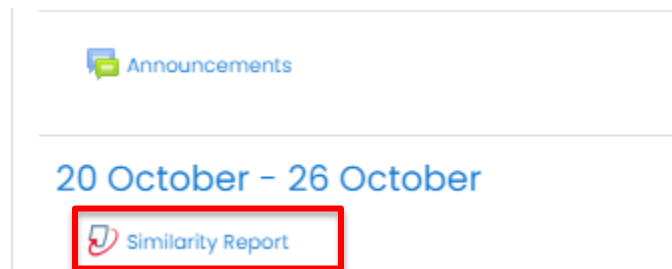


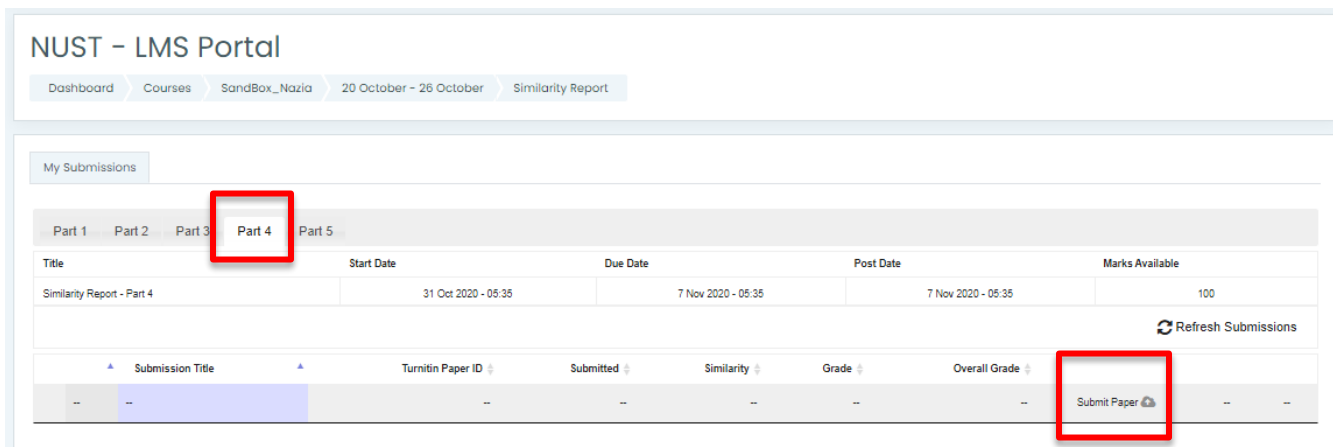
NUST – LMS

Turnitin Assignment Submission in LMS Course

1. Login to LMS (lms.nust.edu.pk/portal)
2. Open your course, you want to make a submission.
3. Click on the Turnitin assignment link available in your course.



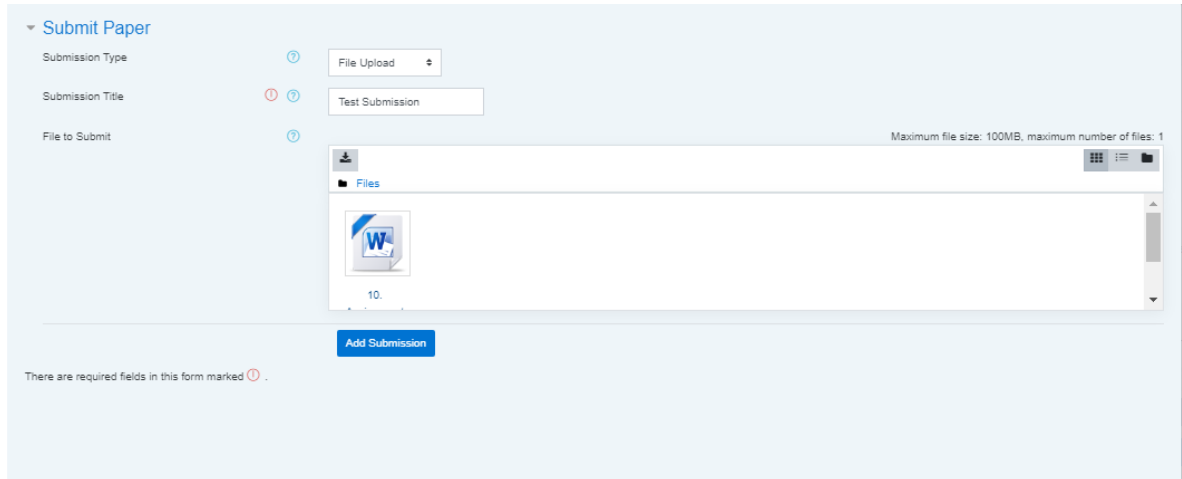
4. Choose the assignment part, you need to make submission.



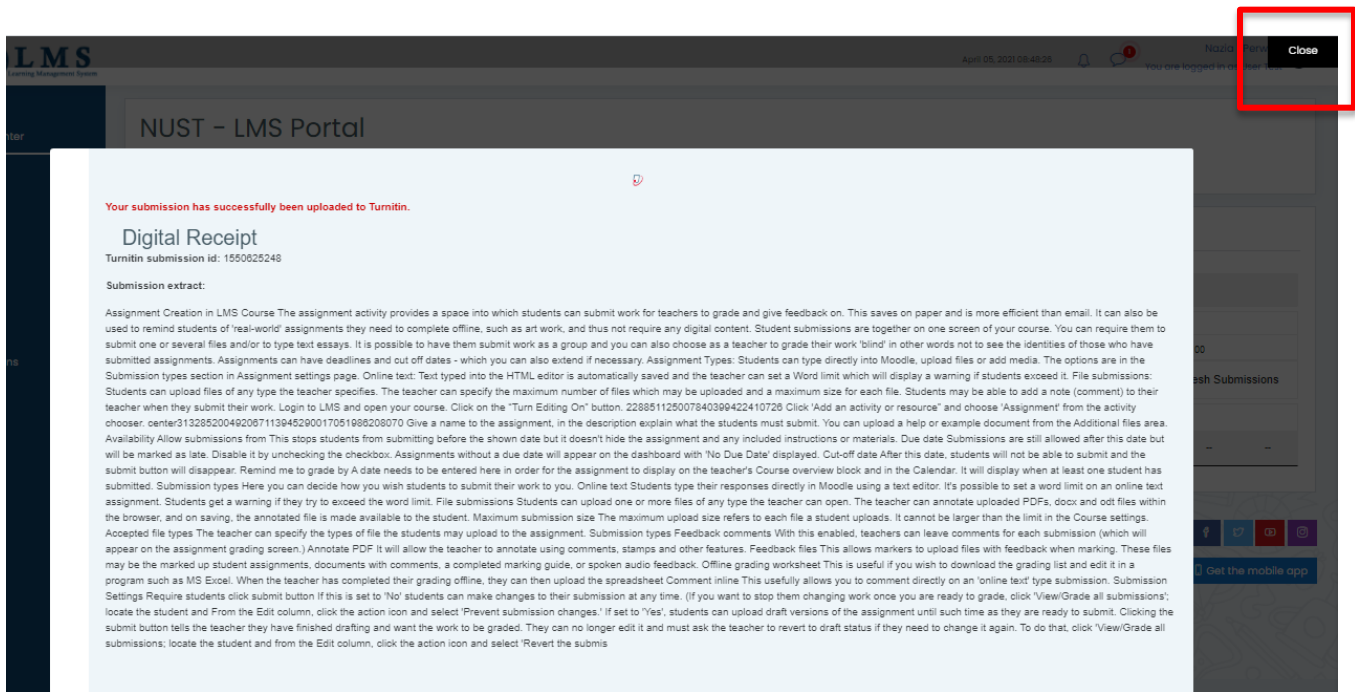
The screenshot shows the 'NUST - LMS Portal' interface. At the top, there is a breadcrumb trail: 'Dashboard > Courses > SandBox_Nazla > 20 October - 26 October > Similarity Report'. Below this, there is a 'My Submissions' section. In this section, there are tabs for 'Part 1', 'Part 2', 'Part 3', 'Part 4', and 'Part 5'. The 'Part 4' tab is highlighted with a red box. Below the tabs, there is a table with the following columns: 'Title', 'Start Date', 'Due Date', 'Post Date', and 'Marks Available'. The table contains one row with the following data: 'Similarity Report - Part 4', '31 Oct 2020 - 05:35', '7 Nov 2020 - 05:35', '7 Nov 2020 - 05:35', and '100'. Below the table, there is a 'Refresh Submissions' button. At the bottom of the page, there is a table with the following columns: 'Submission Title', 'Turnitin Paper ID', 'Submitted', 'Similarity', 'Grade', 'Overall Grade', and 'Submit Paper'. The 'Submit Paper' button is highlighted with a red box.

5. Choose the “Submission type” to choose whether you want to submit the online text or upload a file for the assignment.
6. Write the title for submission and upload the file using file picker or drag and drop and add the submission.

NUST – LMS



7. Click on the close button to return to the assignment main page.



8. Right after submission, the pending status will appear for similarity index. After few minutes of submission, click on “Refresh submissions” button. (As per Turnitin policy, the similarity report generation takes 24 hours for every re-submission, however the first report is generated in lesser time)

NUST – LMS

NUST – LMS Portal

Dashboard > Courses > SandBox_Nazia > 20 October - 26 October > Similarity Report

My Submissions

Part 1	Part 2	Part 3	Part 4	Part 5	
Title	Start Date	Due Date	Post Date	Marks Available	
Similarity Report - Part 4	31 Oct 2020 - 05:35	7 Nov 2020 - 05:35	7 Nov 2020 - 05:35	100	
Refresh Submissions					
Submission Title	Turnitin Paper ID	Submitted	Similarity	Grade	Overall Grade
View Digital Receipt Test Submission	1550825248	5/04/21, 08:48	Pending	--100	--

9. After processing of the document and generation of the similarity report, the pending status will be updated with actual similarity index in percentage/ fraction along with a colored bar.



10. Click on the colored bar to open the similarity report.

My Submissions

Part 1	Part 2	Part 3	Part 4	Part 5	
Title	Start Date	Due Date	Post Date	Marks Available	
Similarity Report - Part 4	31 Oct 2020 - 05:35	7 Nov 2020 - 05:35	7 Nov 2020 - 05:35	100	
Refreshing Submissions					
Submission Title	Turnitin Paper ID	Submitted	Similarity	Grade	Overall Grade
View Digital Receipt Test Submission	1550825248	5/04/21, 08:48	72%	--100	--

11. Click on the percentage (i.e. 72 in the following image) to expand the list of similar documents.

feedback studio User Test | Test Submission

NUST – LMS

Assignment Creation in LMS Course

1 The assignment activity provides a space into which students can submit work for teachers to grade and give feedback on. This saves on paper and is more efficient than email. It can also be used to remind students of 'real-world' assignments they need to complete offline, such as art work, and thus not require any digital content.

Student submissions are together on one screen of your course. You can require them to submit one or several files and/or to type text essays. It is possible to have them submit work as a group and you can also choose as a teacher to grade their work 'blind' in other words not to see the identities of those who have submitted

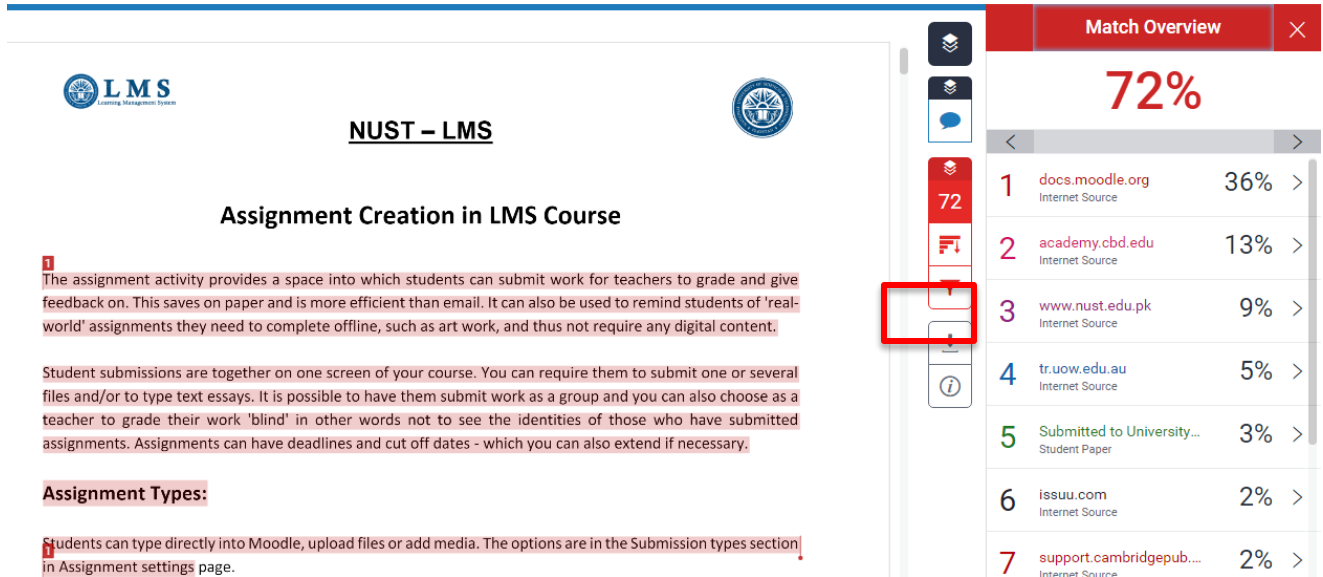
72

Download

Info

NUST – LMS

12. Click on the download icon to download the similarity report.



NUST – LMS

Assignment Creation in LMS Course

The assignment activity provides a space into which students can submit work for teachers to grade and give feedback on. This saves on paper and is more efficient than email. It can also be used to remind students of 'real-world' assignments they need to complete offline, such as art work, and thus not require any digital content.

Student submissions are together on one screen of your course. You can require them to submit one or several files and/or to type text essays. It is possible to have them submit work as a group and you can also choose as a teacher to grade their work 'blind' in other words not to see the identities of those who have submitted assignments. Assignments can have deadlines and cut off dates - which you can also extend if necessary.

Assignment Types:

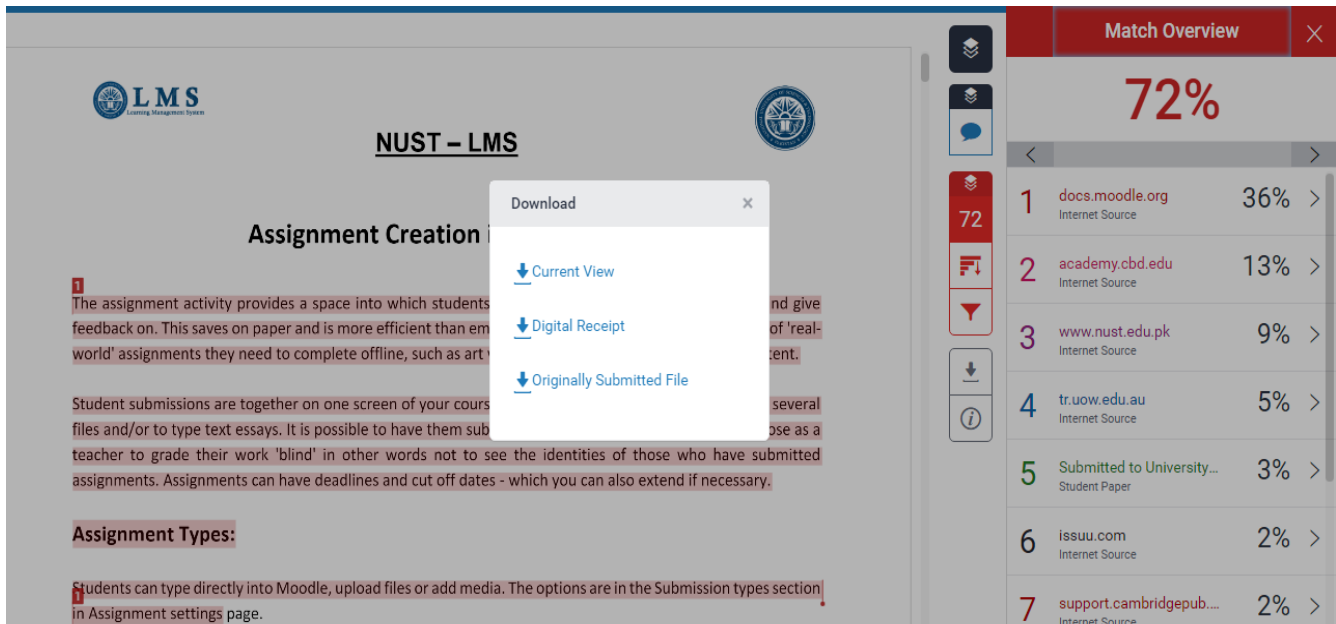
Students can type directly into Moodle, upload files or add media. The options are in the Submission types section in Assignment settings page.

Match Overview

72%

1	docs.moodle.org Internet Source	36%
2	academy.cbd.edu Internet Source	13%
3	www.nust.edu.pk Internet Source	9%
4	tr.uow.edu.au Internet Source	5%
5	Submitted to University... Student Paper	3%
6	issuu.com Internet Source	2%
7	support.cambridgepub... Internet Source	2%

13. You can download the detailed similarity report by clicking on the download arrow of “Current view” and the summarized digital receipt by clicking on “Digital receipt”.



NUST – LMS

Assignment Creation

The assignment activity provides a space into which students can submit work for teachers to grade and give feedback on. This saves on paper and is more efficient than email. It can also be used to remind students of 'real-world' assignments they need to complete offline, such as art work, and thus not require any digital content.

Student submissions are together on one screen of your course. You can require them to submit one or several files and/or to type text essays. It is possible to have them submit work as a group and you can also choose as a teacher to grade their work 'blind' in other words not to see the identities of those who have submitted assignments. Assignments can have deadlines and cut off dates - which you can also extend if necessary.

Assignment Types:

Students can type directly into Moodle, upload files or add media. The options are in the Submission types section in Assignment settings page.

Match Overview

72%

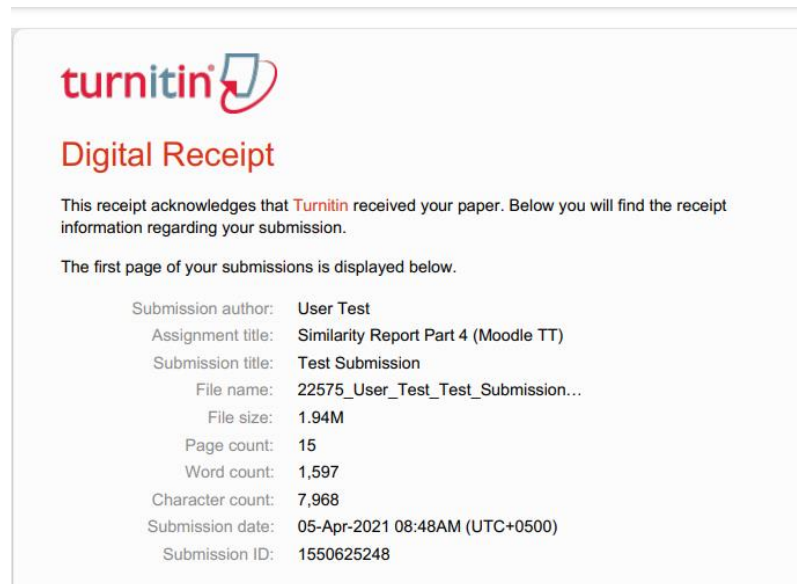
1	docs.moodle.org Internet Source	36%
2	academy.cbd.edu Internet Source	13%
3	www.nust.edu.pk Internet Source	9%
4	tr.uow.edu.au Internet Source	5%
5	Submitted to University... Student Paper	3%
6	issuu.com Internet Source	2%
7	support.cambridgepub... Internet Source	2%

Download

- [↓ Current View](#)
- [↓ Digital Receipt](#)
- [↓ Originally Submitted File](#)

NUST – LMS

A sample of digital receipt is given below:



turnitin

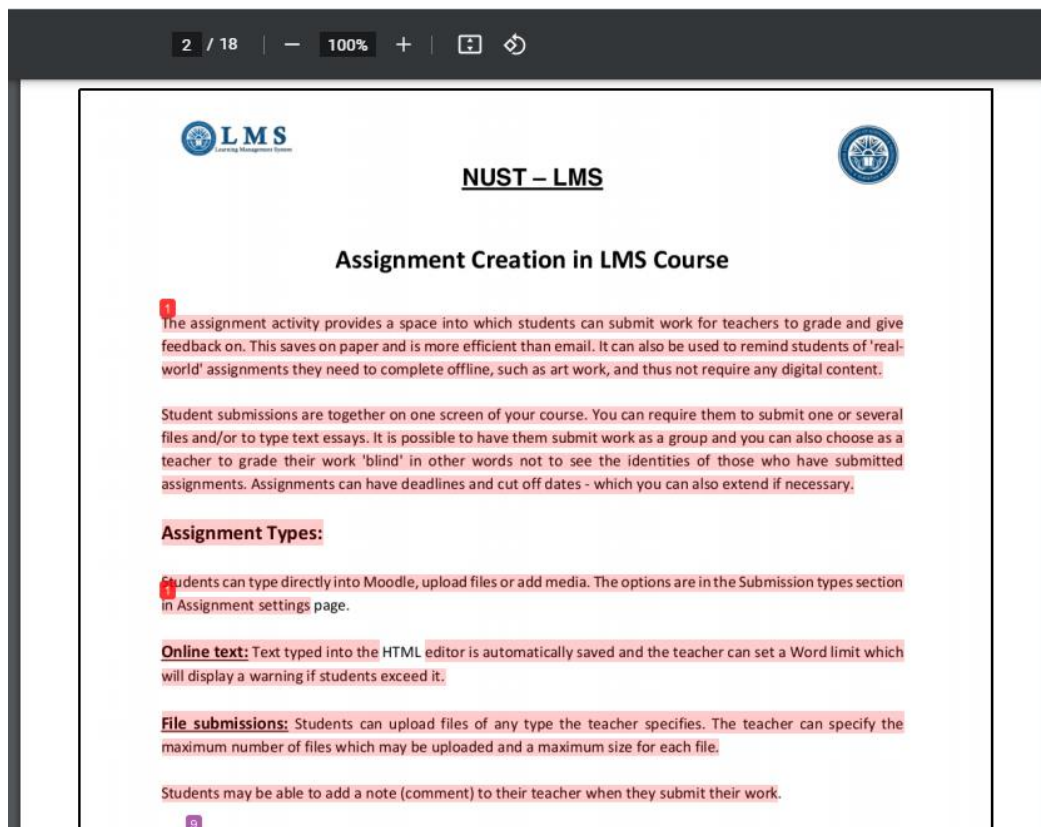
Digital Receipt

This receipt acknowledges that Turnitin received your paper. Below you will find the receipt information regarding your submission.

The first page of your submissions is displayed below.

Submission author:	User Test
Assignment title:	Similarity Report Part 4 (Moodle TT)
Submission title:	Test Submission
File name:	22575_User_Test_Test_Submission...
File size:	1.94M
Page count:	15
Word count:	1,597
Character count:	7,968
Submission date:	05-Apr-2021 08:48AM (UTC+0500)
Submission ID:	1550625248

A sample of detailed similarity report, downloaded in PDF format is given below:



2 / 18 | 100% + | [Icons]

LMS **NUST – LMS**

Assignment Creation in LMS Course

The assignment activity provides a space into which students can submit work for teachers to grade and give feedback on. This saves on paper and is more efficient than email. It can also be used to remind students of 'real-world' assignments they need to complete offline, such as art work, and thus not require any digital content.

Student submissions are together on one screen of your course. You can require them to submit one or several files and/or to type text essays. It is possible to have them submit work as a group and you can also choose as a teacher to grade their work 'blind' in other words not to see the identities of those who have submitted assignments. Assignments can have deadlines and cut off dates - which you can also extend if necessary.

Assignment Types:

Students can type directly into Moodle, upload files or add media. The options are in the Submission types section in Assignment settings page.

Online text: Text typed into the HTML editor is automatically saved and the teacher can set a Word limit which will display a warning if students exceed it.

File submissions: Students can upload files of any type the teacher specifies. The teacher can specify the maximum number of files which may be uploaded and a maximum size for each file.

Students may be able to add a note (comment) to their teacher when they submit their work.