



# LMS

Learning Management System

Access to the platform

Username

Password


Log in

[Forgotten your username or password?](#)

# Password Recovery

## MANUAL

## Step-I: Click to the link **Forgotten your username or password?**



lms.nust.edu.pk/portal/

October 26, 2021 09:53:17

**LMS**  
Learning Management System

WELCOME TO NUST  
**LMS**  
LEARNING MANAGEMENT SYSTEM

Access to the platform

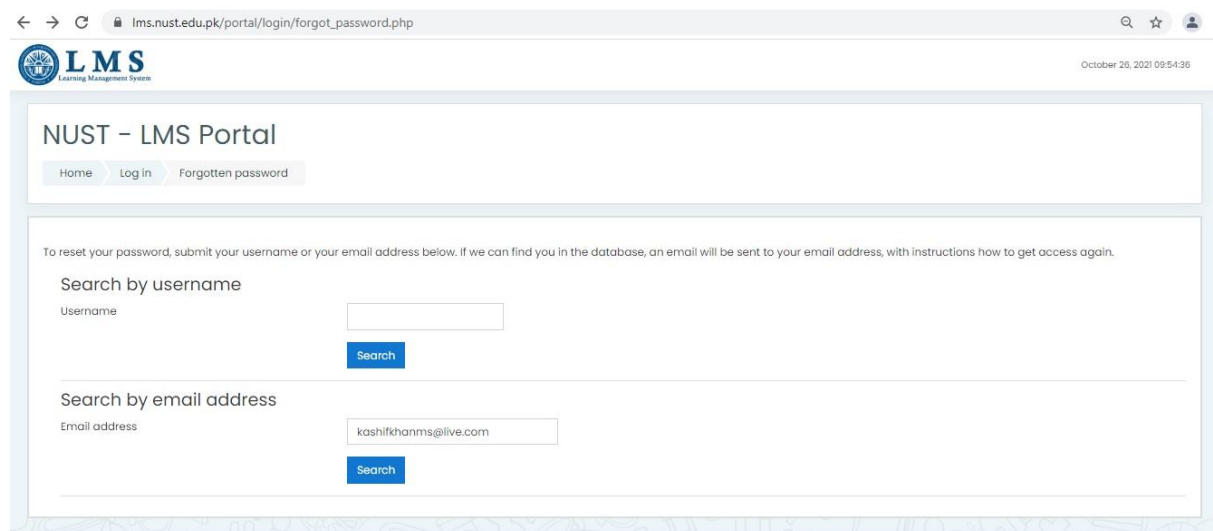
Username

Password

**Log in**

[Forgotten your username or password?](#)

## Step-II: insert either username or email and press search to proceed.



lms.nust.edu.pk/portal/login/forgot\_password.php

October 26, 2021 09:54:36

**LMS**  
Learning Management System

NUST - LMS Portal

Home Log in Forgotten password

To reset your password, submit your username or your email address below. If we can find you in the database, an email will be sent to your email address, with instructions how to get access again.

Search by username

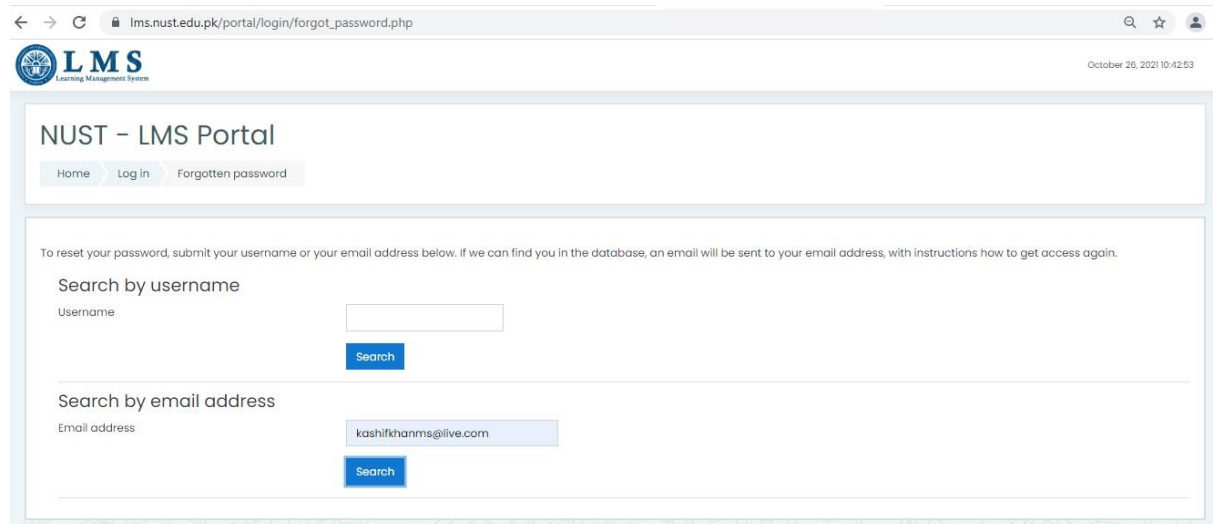
Username

**Search**

Search by email address

Email address

**Search**



lms.nust.edu.pk/portal/login/forgot\_password.php

October 26, 2021 10:42:53

**LMS**  
Learning Management System

NUST - LMS Portal

Home Log in Forgotten password

To reset your password, submit your username or your email address below. If we can find you in the database, an email will be sent to your email address, with instructions how to get access again.

Search by username

Username

**Search**

Search by email address

Email address

**Search**

← → ↻ lms.nust.edu.pk/portal/login/forgot\_password.php 🔍 ☆ 👤 October 26, 2021 09:55:38

**LMS**  
Learning Management System

## NUST – LMS Portal

Home Log in Forgotten password

To reset your password, submit your username or your email address below. If we can find you in the database, an email will be sent to your email address, with instructions how to get access again.

**Search by username**

Username

---

**Search by email address**

Email address

### Step-III: An email will be sent to your registered email address

← → ↻ lms.nust.edu.pk/portal/login/forgot\_password.php 🔍 ☆ 👤 October 26, 2021 10:38:17

**LMS**  
Learning Management System

## NUST – LMS Portal

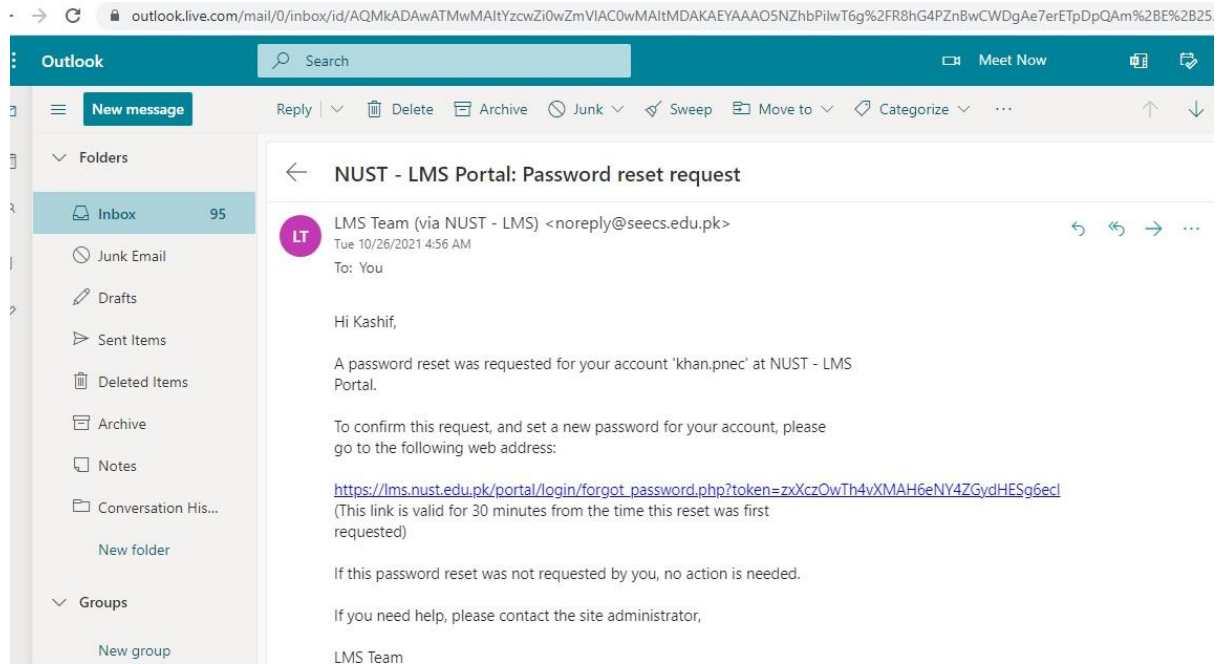
Home Log in Forgotten password

If you supplied a correct username or email address then an email should have been sent to you.  
It contains easy instructions to confirm and complete this password change. If you continue to have difficulty, please contact the site administrator.

**Stay in touch**  
NUST – LMS  
🌐 <https://lms.nust.edu.pk>  
📞 LMS Focal Person (Institute Wise)  
✉ [lms@seecs.edu.pk](mailto:lms@seecs.edu.pk)

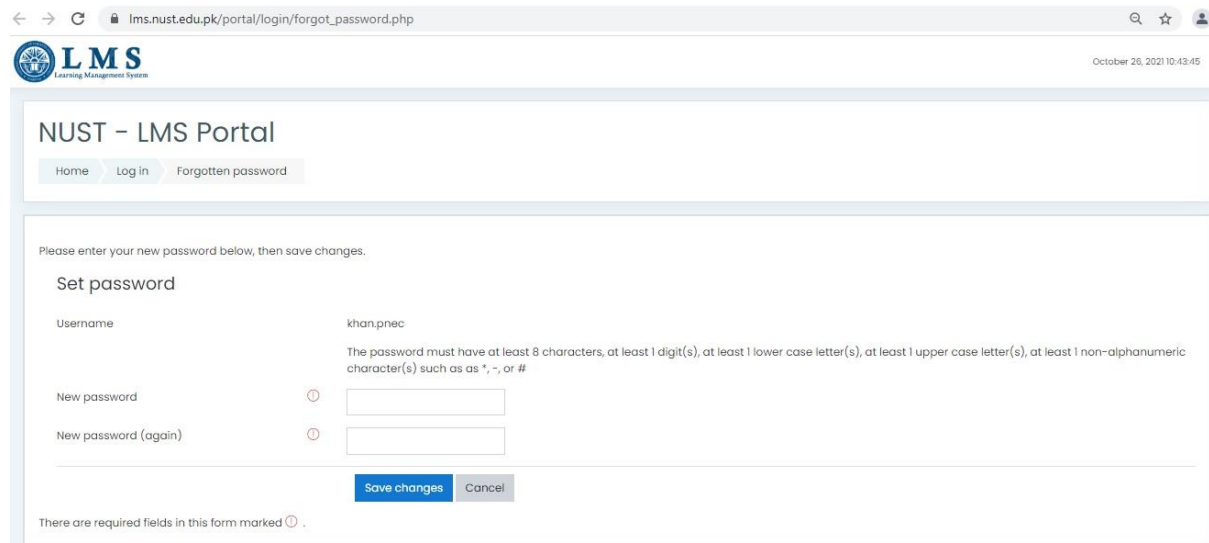
📱

## Step-IV: Open the email and click the web-link to open the LMS.



The screenshot shows an Outlook email client interface. The email is titled "NUST - LMS Portal: Password reset request" and is from the "LMS Team (via NUST - LMS) <noreply@seecs.edu.pk>". The email content includes a greeting "Hi Kashif," followed by a message: "A password reset was requested for your account 'khan.pnec' at NUST - LMS Portal." It then asks the user to confirm the request and set a new password by clicking a provided link: [https://lms.nust.edu.pk/portal/login/forgot\\_password.php?token=zxXczOwTh4vXMAH6eNY4ZGydHESg6ecl](https://lms.nust.edu.pk/portal/login/forgot_password.php?token=zxXczOwTh4vXMAH6eNY4ZGydHESg6ecl). A note states that the link is valid for 30 minutes. The email concludes with: "If this password reset was not requested by you, no action is needed. If you need help, please contact the site administrator." The sender is identified as "LMS Team".

## Step-V: You will be redirected by the email link to LMS portal and will be asked to set new password.



The screenshot shows the LMS portal's password reset page. The browser address bar displays "lms.nust.edu.pk/portal/login/forgot\_password.php". The page header includes the "LMS Learning Management System" logo and the date "October 26, 2021 10:43:45". The main heading is "NUST - LMS Portal" with navigation links for "Home", "Log in", and "Forgotten password". The page instructs the user to "Please enter your new password below, then save changes." The "Set password" form includes a "Username" field with the value "khan.pnec" and a password strength indicator. Below it are two "New password" fields, one for the new password and one for confirmation. A "Save changes" button and a "Cancel" button are at the bottom of the form. A note at the bottom states: "There are required fields in this form marked [red circle with exclamation mark]." The password strength indicator text reads: "The password must have at least 8 characters, at least 1 digit(s), at least 1 lower case letter(s), at least 1 upper case letter(s), at least 1 non-alphanumeric character(s) such as !, -, or #".

Step-VI: On the successful completion of new password you will be logged in LMS account.

The screenshot shows the LMS user dashboard for Kashif Khan. The browser address bar displays `lms.nust.edu.pk/portal/my/`. The page header includes the LMS logo, the user's name "Kashif Khan" with a "Message" link, and the date "October 26, 2021 10:44:31". A notification banner states "Your password has been set." Below this, the "Recently accessed courses" section lists "Semester VI MIS (S'21)" and "CS-341 Web Technologies (2K21 MIS S-VI) S'21". The right sidebar contains sections for "Private files" (no files available), "Latest badges" (disabled), a "Calendar" for October 2021, and "Upcoming events" (none).

lms.nust.edu.pk/portal/my/

October 26, 2021 10:44:31

**LMS**  
Learning Management System

Kashif Khan Message

Customise this page

Your password has been set.

Recently accessed courses

Semester VI MIS (S'21)  
CS-341 Web Technologies (2K21 MIS S-VI) S'21

Course overview

Private files

No files available

Manage private files...

Latest badges

Badges are not enabled on this site.

Calendar

October 2021

Mon	Tue	Wed	Thu	Fri	Sat	Sun
				1	2	3
4	5	6	7	8	9	10
11	12	13	14	15	16	17
18	19	20	21	22	23	24
25	26	27	28	29	30	31

Upcoming events

There are no upcoming events.